



Dual Zone Power Pack

Instruction Manual

INSTALLATION INSTRUCTIONS

The Dual Zone Power Pack is designed to provide two separately fused 24V power supplies. When installed properly, this prevents the entire heating system from being disabled by shorts or other problems within the zone wiring. It also protects the transformer from damage caused by over-current.

The main power switch must be on for the zone switches to be charged.

1. Mount the Dual Zone Power Pack by the two mounting tabs located at the top and bottom of the box. The Power Pack must be mounted within 5 ft. of an appropriate outlet.
2. After mounting remove cover from box using 1/4" nut driver.
3. Locate the four pigtailed wires taped to the transformer. The wires are numbered to correspond with the zone that they will control.
4. Insert the wires coming from the brooders through the steel grommet on the bottom of the box. Connect with the wires inside the box. Wires labeled 1 to the brooders zone one. Wires labeled 2 to the brooders zone two. Make sure all connections are top local codes.

5. Tighten the two screws on the wire grommets so that the wires cannot be pulled apart.
6. Replace the box cover and secure

The Dual Zone Power Pack is equipped with a 10 amp fuse for each zone. If the brooders fail to operate, check the fuse first. If the fuse has blown, check the power lines going to the brooders. Make sure there is not a dead short in the line. (bare wires, nail in wire, poor connection)

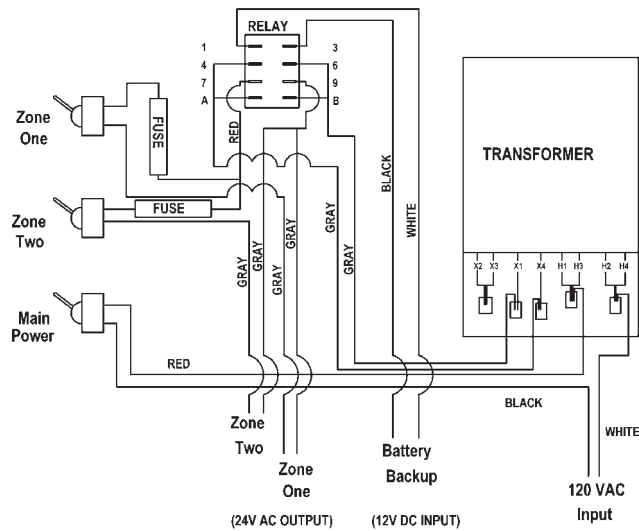
The battery back-up will operate automatically when the power fails. Be sure that the battery is fully charged at all times. We recommend the use of a trickle charger (Part# 18000042) Maintenance of the battery terminals and connections is crucial. (corrosion, frayed wires, poor connections)

➤ **IMPORTANT:** The Battery Back-up will **not** operate Direct Spark Ignition Brooders

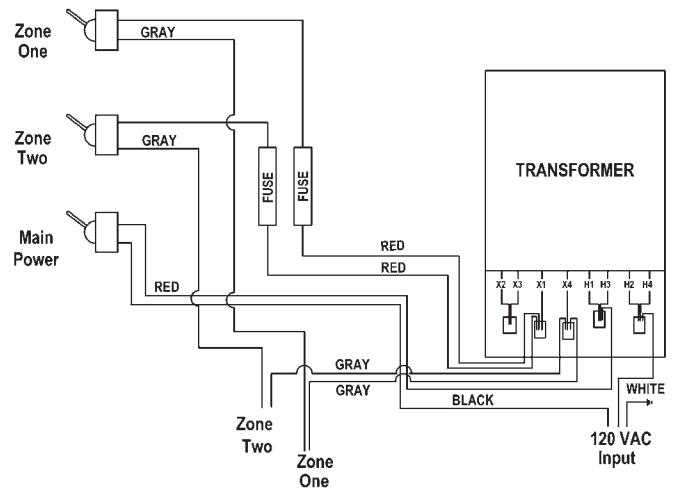
Note: The original, authoritative version of this manual is the English version produced by CTB, Inc. or any of its subsidiaries or divisions, (hereafter collectively referred to as "CTB"). Subsequent changes to any manual made by any third party have not been reviewed nor authenticated by CTB. Such changes may include, but are not limited to, translation into languages other than English, and additions to or deletions from the original content. CTB disclaims responsibility for any and all damages, injuries, warranty claims and/or any other claims associated with such changes, inasmuch as such changes result in content that is different from the authoritative CTB-published English version of the manual. For current product installation and operation information, please contact the customer service and/or technical service departments of the appropriate CTB subsidiary or division. Should you observe any questionable content in any manual, please notify CTB immediately in writing to: CTB Legal Department, P.O. Box 2000, Milford, IN 46542-2000 USA.

PART #	DESCRIPTION
11004112	RELAY (41004115, 41004113)
11004111	TRANSFORMER (ALL MODELS)
13005283	SWITCH DOUBLE POLE (41004113, 41004117)
13005282	SWITCH SINGLE POLE (41004109, 41004115)
11004114	FUSE HOLDER (ALL MODELS)
11004115	FUSE (ALL MODELS)

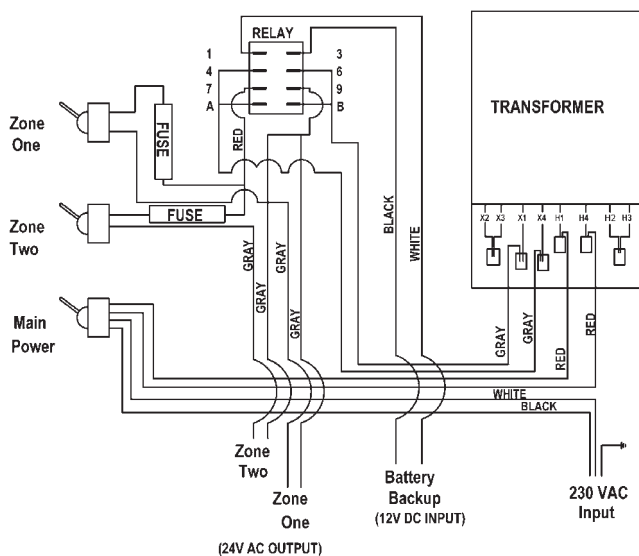
**Wiring Diagram for
110V Dual Zone Power Pack**



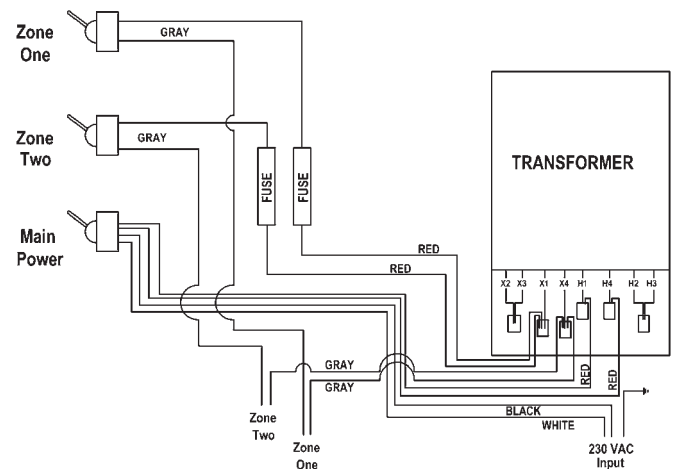
**Wiring Diagram for
110V Dual Zone Power Pack
(SPARK IGNITION)**



**Wiring Diagram for
230V Dual Zone Power Pack**



**Wiring Diagram for
230V Dual Zone Power Pack
(SPARK IGNITION)**



WARRANTY

Agile Mfg., Inc., ("Agile"), warrants each new SHENANDOAH® product manufactured by it to be free from defects in material or workmanship for one (1) year from and after the date of initial installation by or for the original purchaser. If such a defect is found by the Manufacturer to exist within the one-year period, the Manufacturer will, at its option, (a) repair or replace such product free of charge, F.O.B. the factory of manufacture, or (b) refund to the original purchaser the original purchase price, in lieu of such repair or replacement. Labor costs associated with the replacement or repair of the product are not covered by the Manufacturer. The Manufacturer shall not be responsible for the costs of removal or reinstallation of products and shall not be responsible for transportation costs. The purchaser must first contact the seller to resolve product issues covered under this Warranty. If the purchaser is unable to resolve warranty claims directly with the seller, the purchaser should contact the manufacturer as the address listed below.

Conditions and Limitations

1. The product must be installed and operated in accordance with the instruction published by the Manufacturer **or Warranty will be void.**
2. The product must be installed according to all applicable federal, State and local codes or regulations **or Warranty will be void.**
3. Warranty is **void if all components** of the product or system are not original equipment supplied by the Manufacturer.
4. This product must be purchased from and installed by an authorized distributor or certified representative thereof **or the Warranty will be void.**
5. Malfunctions or failure resulting from misuse, abuse, negligence, alteration, accident, of lack of proper maintenance, or from lightning strikes, electrical power surges or interruption of electricity, shall not be considered defects under the Warranty.
6. This Warranty applies only to systems for the care of poultry and livestock. Other applications in industry or commerce are not covered by this Warranty.

The Manufacturer shall not be liable for any **Consequential or Special Damage** which any purchaser may suffer or claim to suffer as a result of any defect in the product. "**Consequential**" or "**Special Damages**" as used herein include, but are not limited to, lost or damaged products or goods, costs of transportation, lost sales, lost orders, lost income, increased overhead, labor and incidental costs and operational inefficiencies.

THIS WARRANTY CONSTITUTES THE MANUFACTURER'S ENTIRE AND SOLE WARRANTY AND THE MANUFACTURER EXPRESSLY DISCLAIMS ANY AND ALL OTHER WARRANTIES, INCLUDING, BUT NOT LIMITED TO, EXPRESS AND IMPLIED WARRANTIES AS TO MERCHANTABILITY, FITNESS FOR PARTICULAR PURPOSES SOLD AND DESCRIPTION OR QUALITY OF THE PRODUCT FURNISHED HEREUNDER.

Agile Distributors are not authorized to modify or extend the terms and conditions of this Warranty in any manner or to offer or grant any other warranties for Agile products in addition to those terms expressly stated above. An officer of Agile must authorize any exceptions to this Warranty in writing. The Manufacturer reserves the right to change models and specifications at any time without notice or obligation to improve previous models.

Agile Mfg., Inc.
720 Industrial Park Road, Anderson, MO 64831 U.S.A.
Phone (417) 845-6065 Fax (417) 845-6065 agilemfg.net

Effective 3/04