

# MINIMAX<sup>TM</sup> line

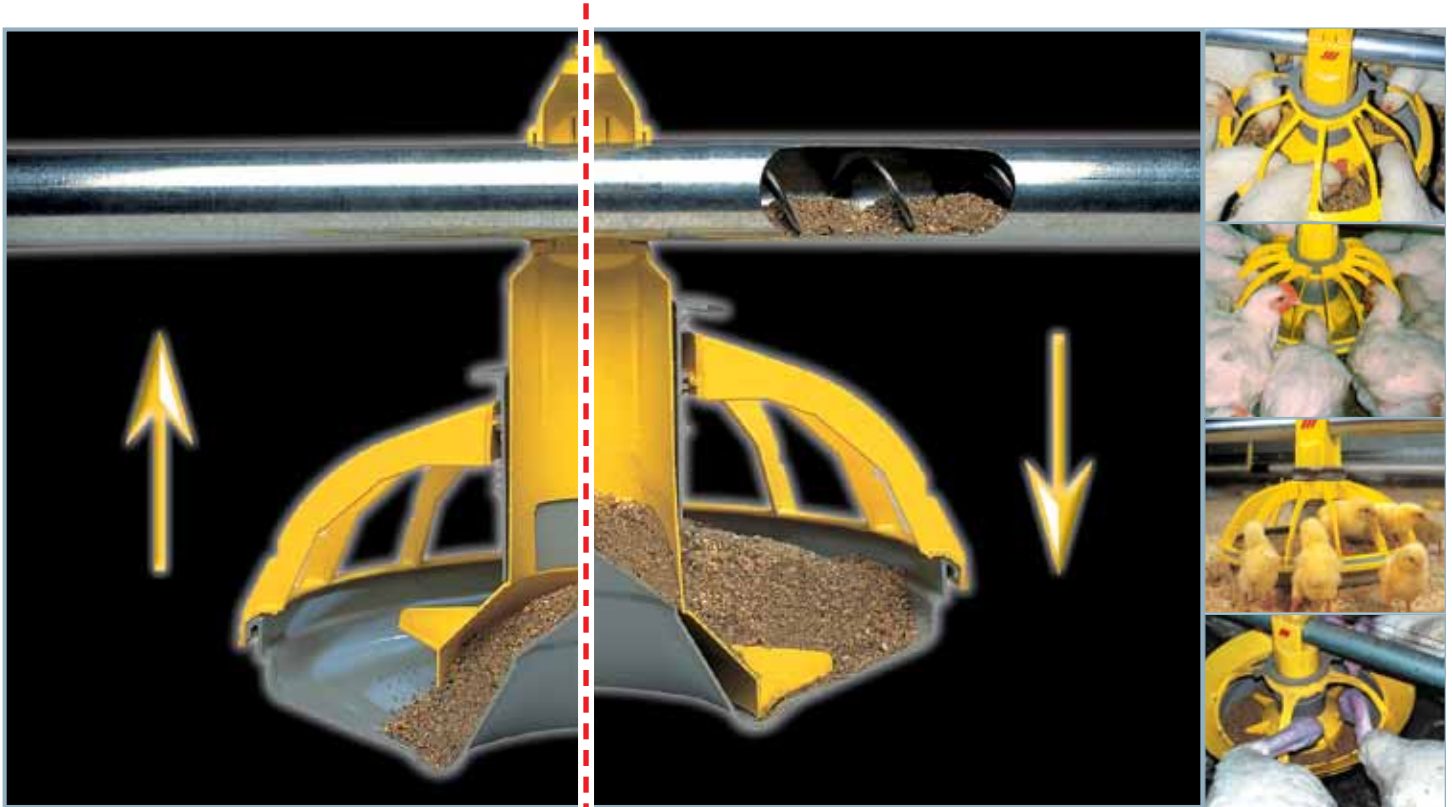
E



Modular line of feeder pan components for poultry




**ROXELL<sup>®</sup>**



Adjustable low feed level for production.

High feed level with open feed windows for rearing.



## 1 FAST GROWTH FROM DAY ONE!

- Feed windows fill the pans automatically and quickly with a high feed level.
- Low pan edge allows chicks to enter and exit the pan easily.
- W-shaped pan design sinks deep in the litter.

## 2 IMPORTANT FEED SAVINGS!

- Feed concentrated in center of pan far from the edge.
- Accurate setting of feed level, adjustable according to the kind of feed used.
- Wings on feed cone prevent the birds from scratching and spilling the feed.

## 3 OPTIMUM HYGIENE, EASY TO CLEAN!

- Made of durable plastics, resisting all commonly used cleansing agents and detergents, the pans are easy to clean.
- Pans have only 5 or 6 parts, and disassemble easily for thorough cleaning.
- 10-Year warranty on pans and augers!



## 4 MODULAR, FLEXIBLE AND INTERCHANGEABLE!




**4 strut-grill pan support.**  
Open eating environment. Birds stay out of pan after 4 weeks.

**10 strut-grill.**  
Large grill spacing for large birds. Birds stay out of pan after 3 weeks.

**14 strut-grill.**  
Lets birds line up around pan. Birds stay out of pan after 2 weeks.

**Feed saver collar.**  
Clip-on collar for turkey pan with 4 strut-grill.



**Long feed level ring.**  
7 level settings for accurate and programmed feeding. Ideal when small feed quantity is desired.

**Short feed level ring.**  
7 level settings for accurate and programmed feeding. Ideal when large feed quantity is desired.

**Top support made of nylon.**  
Strong connection to feeder tubes. Lets pan swing freely to avoid bruising of your birds.

**Feed cone with feed window.** Prevents scratching of feed and spillage. Provides step for day olds for easy access and exit.

**I-pan - height: 76 mm (3.0").**  
Small feed trough, intermediate feed level.

## 5 MINIMAX™ -line: FEEDING SYSTEM

SUGGESTED PAN COMBINATIONS		BROILERS		TURKEYS	
		light	heavy	brooding (0-6 weeks)	medium ♂   ♀ (6-17 weeks)
<b>Top support</b>					
<b>Support cone</b>					
<b>Adjuster ring</b>	Short				
	14				
<b>Grill</b>	10				
	4				
<b>Pan</b>	Classic (76mm-3.0")				
<b>Collar</b>					
<b>Number of birds/pan</b>		50-80	50-75	60 - 70	50 - 70
<b>ANIMAL INFO</b>					
Density:	birds/m <sup>2</sup>	16 - 20	10 - 16	8 - 10	2 - 3   4 - 5.5
	ft <sup>2</sup> /bird	0.55 - 0.67	0.67 - 1.1	1.10 - 1.35	3.6 - 5.4   2 - 2.7
Max. daily feed intake	grams/bird	160	200	160	460   320
	lbs/100 birds	35	44	35	100   70
<b>GENERAL &amp; TECHNICAL INFO</b>					
TRANSPORT					
	Transport capacity	450 kg/h 1000 lbs/h			
	Outside diameter tube	44.5 mm - 1-3/4"			
	Max. length per fill point	150 m - 500 feet			
SUSPENSION					
	Suspension points	Every 3 m - 10 feet			
	Average height	3.25 m - 11 feet			
INSTALLATION TIME (complete; including assembly, suspension, electricity supply)		3 experienced people: 1 line (100 m/300 ft) per day			

Our entire range includes feed bins, feed transport systems, drinking and feeding systems for poultry.



**PROTERRA®**

Complete range of ventilation systems.

**SPARK-line™**

Complete range of poultry drinking systems.

**FLEX-line™**

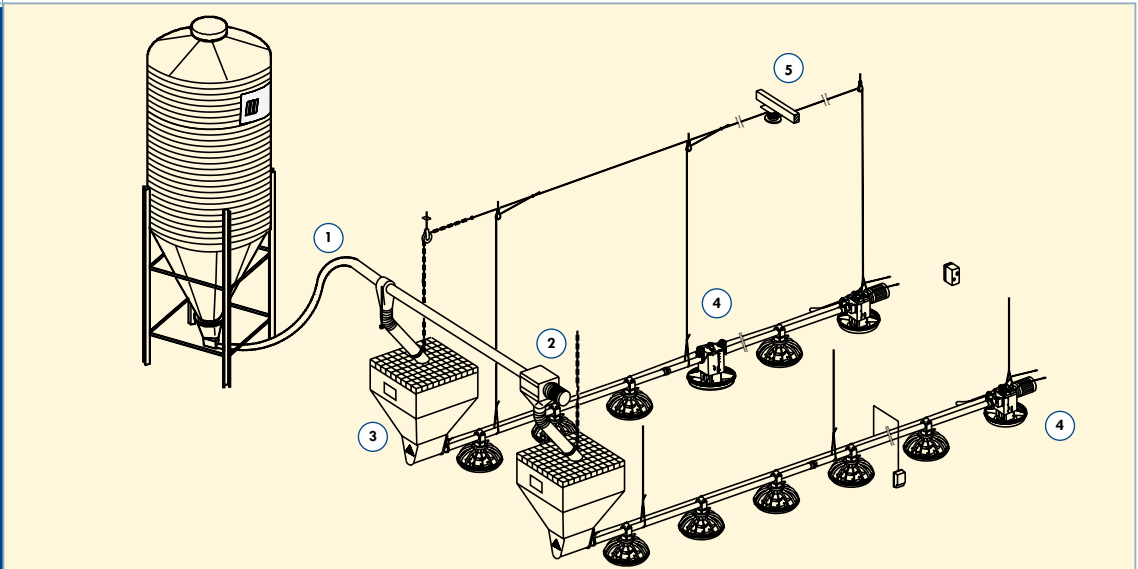
Complete range of feed transport systems.

**FRESH COMBINATION™**

Complete range of galvanized feed bins.

**MINIMAX™-line** is an exclusive ROXELL® product.

ROXELL® reserves the right to make modifications to improve its products or systems, without prior notification.



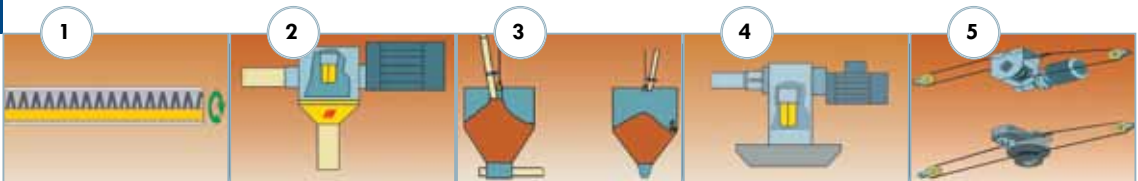
Rotating centerless auger.

Control unit for feed transport line with reliable end switch.

Hopper with built-in feed level control switch.

Intermediate and end control units are available with reliable sensor switch or electronic sensor.

Winch for easy manual or automatic adjustment of the feeder line height.



Your ROXELL® Service Point:

At ROXELL® you can count on excellent assistance and service by experienced distributors and our own personnel!

[www.roxellusa.com](http://www.roxellusa.com)



800-704-7356



Agile Mfg., Inc. - A Subsidiary of CTB, Inc.  
 720 Industrial Park Road - Anderson, Missouri 64831 USA  
 Tel. 800-704-7356 or 417-845-6065 • Fax 417-845-6069 • E-mail: [sales@agilemfg.com](mailto:sales@agilemfg.com)